



Stay away from Tobacco!

By Lila Kennett

Tobacco can be very dangerous for those who use it, but it affects other people, too. Here are some facts about how tobacco affects people.

After you smoke it can affect your lungs and affect your brain. You can also get very sick and be at the risk of death. Four hundred eighty thousand people die in the U.S. from tobacco-related causes each year. Smoking can lead to blindness and Type 2 Diabetes. Smoking affects the health of your teeth and gums and can cause tooth loss. Cigarette smokers die younger than non-smokers. Smoking not only causes cancer but it can hurt every organ in the body, and even put you in Hospice.

Tobacco and second-hand smoke can also affect other people around you. When you blow out smoke it can be dangerous when it comes into contact with other people's bodies. Secondhand smoke causes approximately 7,330 deaths from lung cancer, but also 33,950 deaths from heart disease each year. It can make people very sick. Secondhand smoke can cause heart attacks; even relatively brief exposure can trigger a heart attack, according to a report by the Institute of Medicine. Secondhand smoke is especially bad for kids. It is responsible for between 150,000 and 300,000 lower respiratory tract infections in infants and children under 18 months of age, resulting in

between 7,500 and 15,000 hospitalizations each year. About 35 percent of children in the U.S. have been exposed to secondhand smoke.

People who make tobacco try to addict children early in life by adding flavors that kids like. They hope to get kids hooked so that they will become addicted and buy their products. They even make tobacco flavored like bubble gum, lemon, watermelon and cotton candy! They are trying to trick kids into using this drug.

Here are some ingredients, other than nicotine, that hide in cigarettes. Acetone, a chemical used in nail polish remover, and arsenic, used in rat poison, are both in cigarettes. Lead, used in batteries, and methanol, used in rocket fuel, also hide out in cigarettes. They even include tar, which is used to pave roads! Ew!

And those are the reasons that you should not smoke and if you do smoke, you should quit. And if you're just starting to smoke, you should stop soon before it affects the body and the brain. The best thing to do is never start smoking!

Our New Principal

By Lucas Koch

The principal search is a very important thing. As you know Mr. Hellison is retiring so we need a new principal. This winter we had lots of people apply, but that number was narrowed to just three candidates. They were picked by their resume and their interviews.



The community also helps like the teachers and parents. They look at the resume and see if its compatible. Then they talk to the superintendent, and they figure it out. The candidates toured the school they even went to the fourth grade lunch! They just went around our tables talking to us. There one who was selected to be our next principal is Mrs. Shannon Nolan.

It Is sad that Mr. Hellieson is retiring. I'm asking a newspaper reporter what they think. "I was very sad when I heard Mr. Hellieson. Was retiring because he has done such a wonderful job as principal at AES." Thank you Josiah, so as you can see people are pretty sad. I'm sort of sad because I wont see the next principal next year. She sounds nice and hold high expectations for the students and teachers! I like that, it sounds like she is very excited for this opportunity. she is still a principal at C.D Hunking School in Haverhill, Mass.

She had many achievements in her school experience. She was the Co-writer of the ECLC grant which, Was awarded to Haverhill in May of 2018. She facilitated opening a k-8 building in September, 2017 which houses 1100 students. She implemented and oversees a schoolwide focus on Balanced literacy. She coordinated the Adoption and Implementation of Core Phonics program (Letterland) She developed a school wide schedule. All in all I am excited for the new principal and sad that Mr. Hellieson is leaving.

Food Rescue at AES

By Mary Ruccio



Food waste is a major problem across the United States, and Amesbury Elementary School will now be doing its part to help out. Introducing the Food Rescue Box!

The Food Rescue Box is a place where you can put packaged food that you don't want to eat. It is in the AES cafeteria, and will be emptied at least once a week. When the food is emptied, it will go to Our Neighbor's Table to help people in our community.

It is just bad for the planet and its people to waste food, and the planet could get more polluted. The plastic packaging is bad for animals if it gets in the trash or ocean.

And then there is the waste. Kids often waste whole lunches, bagels, apples, cheese sticks, fruit, chips and other things that come with their lunch. Let's take for example, a wasted apple. There is more work than you think that goes into delivering an apple to AES, and if you waste it, you are also wasting the water, fuel, time and work that goes into bringing it here.

One problem is, that we cannot share food, so there is no way for one kid to give another kid his bagel, and it gets thrown away.



So, Mr. McBrien worked with the new Superintendent to change the rules about food. The new rule allows food to be put into the Food Rescue Box and given to people who don't necessarily have the money to buy food.

The Food Rescue Box is a special box, decorated with a sign that says "Food Rescue". It is on the stage next to the trash can, so kids have a choice. Since we now have the Food Rescue we can prevent sharing food for all grades, and put it to good use.

The Food Rescue Box will start helping the environment and the community by not wasting food, money and resources, and by doing a good deed for Amesbury's people. The Food Rescue Box will help a lot of people. This idea was thought of by a group of smart, helpful and kind teachers from AES.

Hour of Code

By Sophia Le



All students have a fun time with Hour of Code to push their thinking. They have the choice to choose a theme for their coding. Students solve the problems on each level. You can move the character to walk and be very funny. The hour of code started as a one hour introduction to computer science, designed to teach "code", to show that anybody can learn the basics, and to participate

in computer science. It has become a worldwide effort to celebrate computer science, first with one - hour coding activities then expanding to all sorts of community efforts. The hour of code was started by the hour of code and computer science Education week Advisory and Review committees. There are almost 800,000,000 people that are doing coding in the world.

Hour of Code is a fun and creative way students can express their thinking. Millions of teachers and students decided to go beyond one hour to learn for a day a week or even longer. Some people go beyond an hour. People can host an Hour of Code at any time of the day. Every student should get the chance to learn computer science in a fun way. One program in Hour of Code is teaching students to code their own dance parties. Another game students play in Hour of Code is minecraft. The players do what they are coded to do.


Many states in the U.S. are very small but are very successful with coding. In Massachusetts there are about 2,000 computer science graduates and over 19,000 open computer jobs. Out in Michigan there are almost 2,000 computer science graduates and 14,000 open computer jobs. On the far side of the U.S. there is California with about 75,000 open computer jobs and unbelievably there are about 4,000 computer science graduates. Rhode island is a very small state but has about 2,000 open computer jobs just



like Massachusetts but only has 350 computer science graduates. All of the students in AES really enjoy the Hour of Code and hope to stretch further.

The PTO Science Fair

By Collin Clark



This year the science fair was held at Amesbury High School on March 16, 2019. Kids in all of Amesbury schools took part in this fun event. You could choose to do almost anything, as long as it involves science. The people hand out posters for all of the people that participate in the science fair to write on it and tell us what their creation is all about. This year my friend did the NASA APOLLO SATURN V. The NASA APOLLO SATURN V as a giant lego spaceship!

Another person who is in my class did a baking soda rocket. To make one all you have to do is get a small rocket with a hole in it or get a empty water bottle with the cap off and you pour a tiny bit of water in it and you put the baking soda in it then it blasts off! But it can go about 5 feet high and then it falls. The science fair is really really fun if you make or buy a really good experiment.

The kids that participate in the science fair usually have lots of fun there! This year I wasn't in the science fair but maybe next year I'll probably be in it. At the science fair

there is some tables put together and there's snacks and drinks on it and behind it there is a vending machine with snacks in it where you could go behind the tables and put money in to get the snack that you want. The science fair is a really cool thing to be doing. I hope you had fun learning about the The Science Fair.

Guess What's Back?

By: Samantha Evans



Everyone get your voices ready because something exciting has come back to AES. Some like to dance and some like to play sports, but here at AES some students like to participate in chorus to stretch their voices to a tune. The AES Chorus is being run by Mrs. Harlov, the music teacher, and Mrs. Morris, a second grade teacher. They believe that the chorus will help the kids learn about friendship and how to work together as a group. Chorus has been around for 7 years and it started in 2011. This year's Chorus group is working hard after school on Wednesdays. Their voices are growing farther as they practice.

The AES Chorus has decided to sing five holiday songs for the month of December. They have decided to sing "Light A Little Candle," "Festive Fa La La," "The Bells Of Christmas Medley," "Solfege



Santa", and "Something Told The Wild Geese". The kids in Chorus believe that the Chorus is a fantastic way to spend your Wednesday afternoon, but, why does the chorus only take place on Wednesday Mrs. Harlov says "it takes place on Wednesdays because she needed a day that where she and Mrs. Morris can meet". Some kids think that chorus is amazing but do others not? Here's what a chorus member thinks, Lexi Desmond believes the answer is, " Yes, I think chorus is amazing because you get to experience new songs and participate with many friends". She believes that the chorus will be great for newcomers next year and they will have lots of fun. The talented AES Chorus members performed on December 19th at 6:30 in the AES Cafeteria and their spring performance was on May 30th!

Sports are Hard Work!

By Nick Creps

All the hard work parents go through to get there kids to sports. One hard sport parents have to get them to is football. One reason it is hard is because if you play tackle football you have to get to practice almost every night. Another reason it hard for parents to drive the kids is because some kids on the team have parents that work long days and so they ask other parents to take their kids which it puts more on their plate. The final reason it is hard for football players is because many kids could get hurt and so that could

mean having to drive to practice and pick them up.

The next sport that may be hard is baseball. One reason this is hard is because it is during lacrosse season and some people might play both sports. Another reason it is hard for baseball players is because games are at all times of the day which could interfere with other things you may have. The final reason it is hard for baseball players is there is all star teams which play in the summer and that makes baseball a longer season than it already is.

The final sport it is hard for parents to get their kids to is basketball. It is hard for parents because if you play in town basketball it starts at an early time which is hard for parents to get kids to. Also if you are on the travel team you may have to travel to a far place right when you wake up or have it right after school which. Finally if you are have certain things after school such as homework you may not have a lot of time for it. All of the hard sports that parents have to get there kids to.

Reduce, Reuse and Recycle

By Zach G.



Recycling is a great way to help your community. Paper, bottles, and cardboard boxes go in the recycling. Many teachers and



students in AES are putting paper in the garbage bin and garbage in the recycling bin. All the garbage goes to a landfill. Landfills waste a lot of the land on our planet because they are just filled with garbage. The more we recycle, the less things go to the landfill. The blue box in your classroom is the recycling bin. You can help your school and community by putting items that can be recycled into the recycling bin.

But even better than recycling is reusing and reducing. To do that you can use one tissue when you need to blow your nose and use it multiple times. That reduces the amount of tissue that goes to the landfill. The same goes for paper - you can use the back of a piece of paper instead of getting a new piece. When your parents go to the store, they should bring a reusable bag to use instead of getting the store's plastic bags. Another good way to reduce is to have your parents buy big bags of chips and other snacks instead of single-serve packs. You can pack them in reusable snack bags to reduce waste. If you have to bring a spoon or fork for lunch or snack, bring one that you can bring home to wash instead of disposable plastic ones. These are just some examples of how you can reduce or reuse instead of recycling or worse, throwing things away.

The reason that reusing and reducing is even better than recycling is that when you recycle, the materials stay where they are being recycled for a while. So they are basically sitting there just like if

they were in a landfill. It also takes energy to recycle something, but if you reduce or reuse instead, it saves that energy. Choosing to reduce or reuse reduces air and water pollution because it uses less energy and causes less damage to the environment. I know we all want to help our environment, so I hope everyone tries to find other ways to reduce, reuse, and recycle!

Mrs. Pelletier

By Cambria P.

Hi! My name is Cambria and I interviewed my 3rd grade teacher, Mrs. Pelletier. I wanted to find out more about her and what she finds rewarding about teaching and here's how it went!

The first question I asked was why she wanted to become a teacher. Her answer was, "Kids!" She also told me that her favorite thing that happened last year was the Revolutionary War play that her students participated in. Her favorite thing about being a teacher is being able to laugh every day. I then asked her what the funniest thing that's happened to her at school and she told me that she wore a monkey costume and everyone thought she was a bear.

One of the most interesting facts that I learned was that Mrs. Pelletier became a teacher at AES because she was a student here when she was in elementary school. She has been teaching 2nd or 3rd graders since she started teaching here. Mrs. Pelletier has been a teacher for 20 years. I got to



learn a lot about her during our interview. For instance, her favorite animal is a bear, her favorite food is broccoli and her favorite color is purple.

As a bonus question I asked her if she had anything else she wanted to say to her students and she said, "READ MORE!!".

I'm so glad that I got to know more about my 3rd grade teacher. So far, I've really enjoyed being in her 3rd grade class and I'm really looking forward to the rest of the year.

Mrs. Berry

By Abigail Lamott

Mrs. Berry has been working at this school for many years. This year she will be retiring as well as Mrs. Zappla, Ms. Maryanne and Mr. Helliesen. Mrs. Berry is a 4th grade teacher and she is also my 4th grade teacher. Some of the students in her class are in Newspaper Club: me, Sofia, Nicky, Noah, and Samantha. She has 21 kids in her class total.

Mrs. Berry does a lot of fun projects, and they are never boring. They're fun! For example, we had 3 book reports so far and recently we were working on our state projects. One project that was fun was the number project because we could use our creativity and have fun. I am really excited about these because I never got to do these types of projects in lower grades. Mrs. Berry said that there are 4 book reports in the entire year. The State

reports are finished and they are fun for writing different paragraphs.

She is a different teacher from the others. She is one amazing teacher. She teaches a lot of different things. She is getting her students ready for middle school, or AMS for short. She helps students if they're struggling with their math or anything else. I wish she stay for longer.

Our Patriots Are Awesome!

By Nick Creps

The New England Patriots are a football team in the National Football League. Their stadium is located in Foxboro, Massachusetts. The New England Patriots are a very strong team. One reason they are strong is because they have a first-rate coaching staff. The team is also good because they practice every day to get better and better. They are good because they have good sportsmanship. Finally, they are passionate for each other and care about each other's success.

Sometimes in the football season or right before a real big Patriots game people wear team jerseys. For example most teachers might wear jerseys and our principle might wear a tie. He might also say something to us like "Lets go Patriots!" during the morning announcements and will usually say that on a Friday. In the gym Ms. Welch has a human-sized poster of Tom Brady. Also on the door she puts up a picture of Tom Brady's head! When I am out of school I play football. One reason we like the



Patriots is because they represent New England. Another reason we like them is they win a lot of games and we get to celebrate. We also like them because they have a real good head coach, Bill Belichick, and the best Quarterback of all time....Tom Brady! Finally, because they always show good sportsmanship.

Kindergarten and Day 100!

By Jackson and Kenzie



On Tuesday 2019 it was the Day 100 celebration for all three Kindergarten classes. Day 100 is a big celebration that the Kindergarteners celebrate and they are very excited about it! They count by 5s to 100 and 10s to 100 and to 100 by 1s. The Kindergarteners have silence for 100 seconds. The teachers make activities for the Kindergarteners like puzzles.

The Kindergarteners make poster boards with 100 things on them and it is their job to count them. All the first, second, third and fourth grades remember Day 100 from Kindergarten. A lot of the work is shown in front of the main office. Sometimes their work gets put out on display for the Celebration of Learning or it goes home. The Kindergarteners do a lot of things to get ready for day 100. It's like their getting ready for a big birthday party.

Day 100 is a very exciting day for the whole school too because there is only 80 more days left of school!!

The Kindergarteners parents are involved because they get to help their kids make the poster boards. The poster boards have 100 things of the Kindergartener's choice.

Kindergarteners parents were really excited for their kids that they have been in school for 100 days!!! The teachers can not decided what the best poster board was this year. A couple of years ago a person named Zero The Hero came on the 100 day but he retired. The most memorable 100 day was when it fell on the same day as Valentines day. When the kindergarteners stay silent for 100 seconds it is very very difficult for them. That is how the Kindergarteners celebrate day 100. We asked Jessica Silva what she did when she was in Kindergarten And she said "Zero The Hero came to the cafeteria and gave me a T-shirt." But now Zero The Hero retired and does not come to the school anymore. Now Kindergarteners have a project and have to have a 100 things on a poster board. And that is what happens on day 100.

PTO Winter Enrichment

By Josiah Fugate



This winter at AES we had some great instructors for our school's After-school Enrichment program.



Each lesson lasts for 1 hour, and Instructors can choose to teach more than one class. They can teach a typical class, or design their own. This year, a new winter instructor was Ann Fugate who decided to start a lego club. "I thought that that would be a fun after school activity for kids, I also wanted to hang out with my sons and get involved in the community at school." Ann explained that classes ran from March 4th to March 29th. All instructors need have to get 11 kids to hold a class and Instructors can pick more than one class.

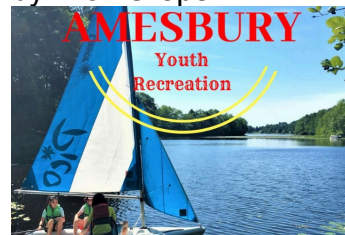
I decided to ask Jessica Enderwick, the PTO organizer of the after-school program to get more information. I learned that we had four after-school clubs going on. The clubs at AES were: the Lego Challenge on Mondays, Cooking with Kids on Tuesday, Stop Motion Animation on Wednesday, and last, Comics Club on Thursday. CES also does afterschool programs that the PTO helps with. They have STEM Club, Computer Class, and Tennis Lessons. I also asked the goal for instructors wanted/needed. "When looking for instructors, we reach out to current teachers, parents and community members who have a hobby, talent or special skill that they would like to teach elementary-school age children over a short 4-week session. We try to offer a wide variety of classes so that any child in the elementary school could ideally find a club that they are interested in. We aim to find 5-7 classes each session, however, we have a minimum number of students that

need to register in order for each club to run, and we do not always achieve that minimum number. All instructors have completed a CORI check with the school system." Jessica says.

I decided I should also ask how many AES got. "For March we got 4 instructors running clubs at AES and 3 instructors running clubs at CES." She reminded me. Jessica Enderwick joined the PTO two years ago but first helped at the After-school Enrichment program in Fall 2018. She has a son at AES in second grade and a girl coming to AES in two years. Thanks for the information, Jessica! Next year, AES parent Tanya Bigos will be running the PTO enrichment program.

Summer Camps

by Nick Creps



There are lots of fun summer camps that happen over the summer in Amesbury. One is Camp Kent. At Camp Kent you can play Capture the Flag in the woods. Another thing you do there is archery which is out in the open. You can also go kayaking in Lake Gardner which is right beside the camp. The final thing you can do is rock climbing and if you finish the wall you can pour a bucket of water on one of the staff or C.I.T.s!

The next fun camp is the Town Park Program which lots of kids go to. One thing you do there is



kickball which kids really love. You can play Knockout on the basketball court or soccer down by the forest. The final thing you can do is handball, which is where you try to score the most points.

Another camp that's available to kids is Camp Lincoln. You can do arts and crafts which is fun for kids. Another thing you can do there is Gaga Ball which is a favorite of most of the kids. Another fun thing you can do is slide down a huge slide which is about 25 five feet long! The final thing you do there is go swimming in the lake which you do at the end of the day.

Those were all the amazing camps that Amesbury loves.

Destination Imagination

By Josiah Fugate

Destination Imagination is a fun after school program. DI is designed to teach you to use your imagination and stretch it beyond expectations. In DI you learn to use teamwork and solve problems. Learning teamwork makes DI very fun and is a helpful skill for life. The DI teachers are Mrs. Harney and Mrs. Ladd. Every Tuesday morning this winter they met with students to help them learn to do instant challenges. There is also 1-2 parent volunteers to help in classes. On tuesday morning kids doing Destination Imagination meet in the school's Art room.

DI teaches you that your imagination is a very important part of your life and it teaches you how to use it. Kids who love using and

expanding there imagination will love DI. Zachary Greenberg,grade 4, loves DI. " I like it because it stretches your brain and imagination!" Zach says.

When we came into the art room on Tuesday mornings we hung up our backpacks and come onto the purple rug and make a circle. In every class we did a instant challenge and divide into teams randomly except the Rising Stars (kindergarten through 2nd grade)who went in there own group. An instant challenge is a challenge in DI that is up to 10 minutes long where you might perform and make a skit or build a structure with very few supplies. Either way, you always use your imagination. For skits you have3 minutes to plan and 2 to execute your play. You use your imagination in planning to think up a creative or funny skit.

Around December DI divides you into different groups and these groups will be your teams until March.(Or even longer!)You will choosefrom a variety of different challenges like Engineering, technical, Medical Mystery, Fine Arts, Improvisational and Service Learning. You work on these exciting challenges from December to March when it is time for the Tournament. The Tournament is based in a large school called Greater Lawrence Technical School. All DI teams go there to show off their challenges. You show the appraisers(judges)your skit and get graded on it. You also do a instant challenge which is part of your overall score. Your team is 1 out of



10 other teams top 3 teams will advance to State Finals. If you do well there you go to World Finals in Tennessee. In DI the Rising Stars cannot be in the competition part of DI. The appraisers give the Rising Stars their own separate challenge. Winner gets the trophy, but kids must remember DI is more than winning, it is a fun school program.

So Many Retirements

Mary Ruccio

Most regular AES Explorer readers know that Mr. Helliesen is retiring this year, but most of you don't know about the other three retirements happening this year. One of those three is the famous Mrs. Zappala. She has a very stressful job, because she is both the building coordinator and a special education teacher. Her days are always different, usually she sees parents and kids that have concerns, helps kids who need it, and also helps in the office. Those are a lot of things to do in one day!

She has been doing this amazing job for 25 years! She even worked more before this job as a preschool teacher. Mrs. Zappala studied hard to get a teaching job and she did. When she was little being an airline stewardess was a big thing. She wanted to be one. On the side Mrs. Zappala also wanted to be a psychologist. One of her favorite parts of the job is helping kids work through problems. That is a great thing to do.

A couple of things she likes to do in her free time are travel, spend time with her grandchildren, read, and relax. When she retires she wants to do even more of that, especially spend time with her grandchildren.

Tech Helpers

By Nick Creps

Every Friday morning 8 people, two from each fourth grade classroom, gather to be a good helpful tech helper. When ever the first person comes in we start cleaning. For example they clean the keyboards so they do not get gross. Another thing they clean is the backs of computers so they do not get too dusty. An important part we clean is the mice which we do because of all the gross hands touching it., and we wipe down the screens to get all of the fingerprints off. And those are some of the amazing things tech club does on an early Friday morning.

One thing the kids do is help load websites or programs or clean up the documents folder which helps Mr. McBrien. They might go on to is Google Drive to create a story. The program kids go on to a lot is Imovie where they edit a video they had made or other people had made. The favorite website for most kids is code.org which is a fun website for them because they can code characters to make them dance to popular music.

Another thing tech helpers do is to test out activities and tools that Mr. McBrien has. We tried out some



robots, a few science kits and created guides for classrooms to use to help them make the most of them. We also helped out by videotaping special events and assemblies. Being a tech helper was fun and I am going to miss it!

Flatbread Field Trip

By Zachary G

Back in the fall, the fourth graders in Mrs. Harney's class and Mrs. Standring's class went to Flatbreads for a field trip. At approximately 11:10 A.M. both classes headed down to Flatbreads. On the one mile walk we talked, played games, and especially walked quickly. It was a very nice day out, sunny, not too hot, and not too cold. There were tons of different colored houses, like green houses, blue houses, and red houses. Red, orange, and yellow leaves crunched below us the whole time. When we walked into downtown I saw a free office chair sitting outside a building. On the way we passed a corn hole game, the piano, and a table for pumpkin chess. We walked under the dome with the comic on the wall. Then, there we were at Flatbreads!

We waited a while for enough seats to be open to seat us. We waited about 5 minutes. When we entered, a young man named Jesse escorted us through the downstairs hall. We entered the kitchen and Jesse showed us around. In a small room, he talked about the giant mixer and the mixing tools. He also talked about the walk-in freezer. We talked about how they make their pizza. First they put six globs of pizza

dough on a tray. Secondly, the dough is chilled. Once the dough is done, they make the pizza into the correct size, small or large. Then they put it into the freezer until it is time to serve them.

After the tour downstairs, we went upstairs and sat in our booths. Two groups of students got the booths and the rest of the students got tables. We all looked around and saw some posters and a wood/stone oven. Others saw a stone with a sun on it. Different people saw the specials menu, which had chicken bacon ranch pizza and a taco pizza! Some tables played I spy to pass the time. While we were waiting, we went up to the front and watched Bane put the pizza in the fire. He also put toppings on the pizza and boxed them. Then we went back to our booths and told stories or played games.

After about 15 minutes, the pizza came to the table. It was hot, but then it cooled down. The pizza was very good and mostly everybody liked it. Some put salt on it or even pepper. The pieces of pizza were rectangular and the corners were triangles. Each table got one pizza. Everybody also got an equal amount. The pizza was cheesy, greasy, and gooey. It also was big. In my opinion the plain pizza was delicious. After all the students were done, we headed outside. We gathered outside of Flatbreads and lined up in line order. Then we headed back to school to go to our special gym. Flatbreads is a fun place to go, plus they have "The best pizza we can imagine!"



The Gingerbread Kid

By Josiah Fugate



Confident first graders performed The Gingerbread Caper before a large audience at 9:00 on the 12th of December and at 2:00 on the 13th of December. The question is, when did it get started? Why?

This first grade play was masterminded by Mrs. Kimball. She is a second grade teacher in her looping year. "When my son was in first grade at another school he did a play like this called the Gingerbread Caper. So when I came to AES as a first grade teacher, I decided it would be a cute idea for a play here and the teachers and Mr. Helliesen agreed. Everyone loved the first Gingerbread Caper play so it became an annual thing for first graders at AES," Mrs. Kimball says. During the Gingerbread Caper play the first graders sing songs and pretend to bake a gingerbread kid, who escapes. The gingerbread kid is the star role and this year the gingerbread was Jacoby Landry. Since the first grade teachers couldn't decide, they picked Jacoby to come back from last year. A second grader, he was good for the role and already knew what to do. This year the first graders only had a few practices with the whole grade but managed to pull through well. The first

grade teachers' expectations were that everything would go well and they wouldn't be disappointed by their students.

Because of AES's looping, the second grade teachers will move down to be first grade teachers and get a new class while first grade teachers will become second grade teachers with the same class. So next year teachers that just last year were second grade teachers like Mrs. Kimball will pick it up with the new first graders.

Many kindergarten moms can't wait to see next year's Gingerbread Caper performance. But they will still have to wait a little patiently.

Chromebooks

By Cambria Parent-Green

A Chromebook is a laptop but it is different than others. It has no hard drive. What is a hard drive? It is storage in a computer. Chromebooks are browser-based computers that store all of their information in the cloud, or Internet, instead of internal drives. A Chromebook has to be connected to the Internet to operate, but the good thing is that you can get to all of your files whenever and wherever you connect. The fourth graders and the second graders use Chromebooks the most. We use Chromebooks for writing, Reflex Math, and other school projects. We use Chromebooks in the morning and at noon the most. Chromebooks charge in a cart with plugs. Chromebooks are very useful because you can bring them



anywhere, and sometimes there are not enough desktop computers for everyone. You can not bang on the Chromebook keys and do not throw them when you are frustrated. Let's all try to take care of Chromebooks so we can keep using them.

Frog Pond Skating

By Colin Clark

When you are in first grade you go on a field trip to the Frog Pond to go skating. I went on that field trip once when I was in first grade. When you go you bring a helmet and if you have ice skates you can bring them if you want. They have ice skates there if you need them. You can also have a parent come with you if you would like. They have Make Way for Ducklings statues there. There is a mother duck leading the little ducks behind her. When I went I got to see them.

The Frog Pond is very large. The Frog Pond is in Boston. The kids have to bring snow pants, mittens, jackets and boots. Two classes take one bus and two more classes take the other bus. It takes an hour to get to the Frog Pond. But the bus ride is fun too. When I went my mom came with me. Maybe when you go you would take a parent with you. There are people that are there to help you if you need them. The Frog Pond is a very charming place to go. The Frog Pond has a rail so if you are young you can hold onto it so you don't fall, but you can also hold onto it if you aren't young. When you go there's about 70 people there including you.

You will love this trip to the Frog Pond even if you've already been or if you're going for the first time. I hope you had fun learning about Frog Pond skating!

The Bunny Fashion Show

By Marguerite Petersen



The Bunny Fashion Show was created by Ms. Morris and Ms. Mclane. It is a fun and creative way to make a bunny into whatever you want and use your imagination. It is only for second graders. Before they begin, they have to think of what category they want to be in. Here are some examples, sport bunnies, girl power bunnies, imaginary bunnies, fantasy bunnies, monster bunnies, etc. After they have done that, they start doing all the steps. The first step of making a bunny is to think about and design a bunny then do the first draft on a planning sheet. Then they start to gather materials and they get a final draft.

After they decorate their final draft of their bunny they start planning their writing that goes with their bunny to describe all its details. They do drafts on paper and then write it on the chromebook for a final draft of their writing. Here is some materials that they use: felt, string, pompoms, glitter glue or glue, markers, jems,



etc. When they are all done they do dress rehearsals for the Bunny Fashion Show.

Here's how it works, when their category of bunny is called they come on the stage in front of the backdrop which is usually decorated. This year it was decorated with flowers. When they are on the stage, each second grader in that category has a voice recording of themselves reading their writing they made while they walk back and forth on the stage showing their bunny. After everybody in that category has gone, they walk down the risers next to the stage. After they walk down the risers they walk on a red carpet down the middle of the cafeteria and then the next category of bunnies come on the stage. It is usually filmed by Mr. McBrien or a fourth grader which was me this year! Parents and other students can watch the Bunny Fashion Show. The Bunny Fashion Show was a fun thing to watch!

Mrs. Zappala is Retiring!

By Mary Ruccio

Most of you guys who regularly read the AES explorer News know that Mr. Helliesen is retiring this year, but most of you don't know about the other three retirements happening this year. One of those three is the famous, sweet, caring, nice....Mrs. Zappala! She has a very stressful job, because she is both the building coordinator and a special education teacher. Her day is always different, but what it usually looks like is that she sees parents

and kids that have concerns, helps special education children, and also helps in the office. Those are a lot of things to do in one day! She has been doing this amazing job for 25 years! Also she even worked more before this job. She was a preschool teacher. Mrs. Zappala studied to get a teaching job and she did. When she was little being an airline stewardess was a big thing. She wanted to be one. On the side Mrs. Zappala also wanted to be a psychologist. One of many of her favorite times on the job is helping kids work through problems. That is a great thing to do. A couple things she likes to do in her free time are travel, spend time with her grandchildren, read, and relax. When she retires she wants to do even more of that, especially spend time with her grandchildren.

Backyard Chickens

By Lila Kennett

My name is Lila Kennett and I own 9 chickens[1]. Chickens are not just good for eggs but are also good for eating ticks. I love my chickens. My cousin Bella has chickens too, and she also loves chickens. My chickens go by first, middle, and last name. My favorite chicken is Khaleesi Feather Pants Kennett. My other chickens names are Crystal White Kennett, Browney Sweet Kennett, Mountain Rock Kennett, Windy White Kennett, Lila Jade Kennett the 2nd, Lila Jade Kennett the 3rd, Lila Jade Kennett the 4th, Lila Jade Kennett the 5th, and finally, Lila Jade Kennett the 6th.



Chickens are very good in the summer because they eat a lot of bugs. Did you know that there are hundreds of chicken breeds? Seven weeks ago one of my chickens got picked off. If you don't know what 'picked off' means, it means that a type of animal known as a predator eats the chickens. One type of predator that eats chickens is a hawk. The way we know it was a hawk is that one morning I woke up and opened my window because my chickens were making loud noises. I looked around and saw that there was a hawk on my fence.

Here are some chicken facts for you: there are more than 25 billion chickens in the world, baby chickens are called chicks, when girl chickens are older they are called hens, and when a chick becomes a chicken then you have to clip their wings so they can't fly away. There are hundreds of chicken breeds and here are some of them: the Rhode Island Red, Dutch Bantam, and the Leghorn. Some chickens, called Easter Eggers, even lay green and blue eggs!

When you get chicks you have to have a heat lamp to give them a way to stay warm. Some chickens are sleepy, they will put their head on your shoulder and then they close their eyes. I think that chickens are good pets. If you ever go to Cider Hill Farm you will see that they shave their chickens beaks. The reason that they shave their beaks is that if you feed them they can't hurt you as much. If you are wondering how to pick up a chicken, here's how to do it: First, pick them up from under

their wing, then move them up to your chest. Next, remove your front hand, and after that put your hand over that wing.

In North Conway my grandpa, Peter Kennett, owned a famous farm and I've been there 2 times. They own 100 acres of land and I love going to visit the farm and seeing the animals. In the back they have a huge barn with a old tractor that is very fun. My grandpa used to live on the farm in North Conway when he was a kid, and he had lots of animals. He said he liked the chickens the most. Me and my mom sell lots of eggs. The only time of the year that we don't sell eggs is in the winter because their bodies slow down, but when it turns spring, they start laying again. There are tons of ways that you can have a egg..... you can have it fried, hard boiled, soft boiled or even scrambled. Chickens are great animals and great pets. Thank you for listening.

The Animals of AES

By Samantha Evans

At AES there has been sightings of animals wandering through the hills, and forest. But, what haven't we seen yet?

Three first graders in the Before School Program at AES went up on the hill where the wood benches are, their names include Sophia Evans, Penny Amaral, and Dila Linic. I guess we should call them the three Mouseketeers. They were on the hill playing a new game with each other, that's when they spotted four paw prints. They informed the teacher



right away, the teacher predicted that they were racoon prints. But because of the bad and cold weather the prints are not visible anymore. Noah Martin has also seen animals as well. He claims to have seen two men with a dog on the hill. Let's see if you can find any other footprints this winter? Can you predict what type of animal prints they are?

The Number Project

By Marguerite Petersen

Mrs. Chabot and Mrs. Berry's classes did a number project. We had to pick a number between 10 and 99 or a two digit number and do a project on it. We had to decorate a poster and do a unique design for the number that you chose, and your poster board. We put the factors of the number. Also we had to say why we chose that number. We did addition, subtraction, multiplication, and division problems and our number had to be the answer. We had to write a word problems featuring our number. My number was 25. We had to make our poster board colorful and neat. Mrs. Berry and Mrs. Chabot seemed like they liked all of our number project.

All the numbers were very different. We would first have to buy a poster board. Then we would have a sheet of paper that tells us what we have write or type about. You would then start designing your poster board. We would design it with stickers, paper and different materials etc. Then we glued on our math problems and our number or drew

them on our poster board. They scored the projects on a scoring sheet. They both used letter grades for scoring and then they also put on number score. You had two weeks to finish the number project and decorate the whole thing. You did not have to bring it in on the due date but you could if you want to. Lots of people brought it in before but I brought my number project in on the due date. This was a very fun project in my opinion.

Mrs. Gonthier and Room 3

By Samantha Evans

With the end of our school year, many kids look forward to summer, but there are also kids who really look forward to the next school year. Many kids in first grade are very excited to go second grade, like Room 3. They're teacher Mrs. Gonthier has taught kindergarten in the past but now is teaching first grade she will change next year, she will be teaching second grade and then going back to first this is called looping. Mrs. Gonthier loves kindergarten and first grade the same, she was looking for something new, something different. We recently learned that Mrs. Gonthier is one of the teachers that won the Teacher Excellence Award!

Mrs. Gonthier has 17 kids in her class in all. Some other teachers like Mrs. I, Mrs. Kristie and Mrs. Lynn come into the class and pull kids out to read, write and learn more. Mrs. Gonthier loves to teach math the most, but the kids like art projects better. Mrs. Gonthier loves a good



challenge, I guess this why she chose to be a teacher being a teacher is hard work!

Room 3 is a colorful and very bright room. There's a vocab. wall that is about 51 inches, and another wall of colors. There are 10 windows total in her class. There's a huge plant on the window sill. When you first walk in it's impossible to miss all of the organized books. There is a large rug with a rocking chair in the far off corner. Room 3 is very lucky because they have an excellent teacher.

Fourth Grade Yearbooks

Josiah Fugate and Zach Greenberg

The 4th grade 2018-19 yearbook. This year's yearbook is going to be amazing. One day the teachers brought us outside for the two photographers the school hired to take the pictures for us. They were supposed to be candid pictures. Candid pictures are pictures were your not supposed to pose. It was so fun taking pictures outside. Even though we weren't supposed to pose many kids would create fun things to get in the pictures and pose anyway like T-posing, or the congo line. We did so many other things outside, like soccer, which was a big hit for taking the pictures without posing. Mrs. Chabot explained in the classroom that we will be talking candid photos. For example, you could be running around or talking with your friends when the picture is being taken.

All the fourth graders wrote a paragraph answering many

questions. These questions were:

What was your favorite field trip at AES? Why was it your favorite?

What is an accomplishment you are most proud of? What is something you are looking forward to in Middle School? What is a goal you have for the future? In the back of the book there was also inspiring quotes. One is written by Walt Disney which says, "If you dream it you can do it."

Abraham Lincoln also wrote a quote saying, "Whatever you are be a good one." there was several others like "Wherever you go, go with all your heart." by Confucius "You must do the thing you think you cannot do." by Eleanor Roosevelt. These inspiring quotes are supposed to be remembered by students.

Inside the yearbook the AES yearbook there is many different features. One feature in the book is the whole grade on the cover of the book. Some other features include the class photos from the beginning of the year. The yearbook also contains the students paragraphs that all the fourth grade kids had to write then were shoved in the yearbook. There is also the messages the fourth-grade teachers wrote to the students. Some messages like 'good luck in the future' or 'good luck in the middle school'. Finally, located in the back of the book is all of the candid photos of the students. This year has been so amazing with all the awesome teachers and the amazing yearbook we are going to make.



Three Colonial Ladies

By Collin Clark



The kids at Amesbury Elementary School has three third grade classes. In my class, Mrs. Pelletier's class, a lady from historical New England came in wearing a dress that you wouldn't wear in the time of 2019. She taught us how to make clean sheep wool into a bracelet.

The second lady who was in Mrs. Elliott's class was wearing a dress that was all gray and tan, not really bright colors. She taught us how to weave and make a colorful bracelet from a long piece of cardboard-like paper. There were five strings and there would be a start line and a finish line and you would get a piece of colored string and you would go up and over, up and over and then twenty minutes you would be finished.

The third lady who was in Mrs. Ladd's class was wearing an apron and had tons of jars on a table and cream and butter. The lady taught us how to make butter as they would in the colonial times. First she would make groups of three kids and after that she would put a marble in a container, but it wasn't the marble for a marble track. Second you would put cream in it and you would shake it for about seven minutes and then you would open it and see what it

looked like and the lady was friends with Mrs. Pelletier. Then the last step was, mash corn as they would in the colonial times and when you were done you would maybe ask a question or two while she was packing up the butter for our class to eat Thursday. Then when she was done we left Mrs. Ladd's class we went back to Mrs. Pelletier's class. I had a lot of fun in all three classrooms. I hope you had fun learning about the three colonial ladies that came into our three classrooms.

Middle School Experience

Josiah B. Fugate

Recently at AES, 4th graders have started to think about Middle School. Many recent developments like letters being sent from the Middle School. Things like this started to put this new image into the minds of a large amount of the fourth graders. The Amesbury Middle School has sent lots of letters recently to parents about events at the Middle School. They have also sent home a note for parents to fill out that will determine which teachers and which group they will go to. Then it will be sent back to the Middle School. There they will start arranging and planning who will be where and what the schedules will be. They also have sent notes about Camp Bournedale and other events next school year. These help inform the 4th grade parents about things happening next year.

Another note sent by the Middle School told of the Parent



Orientation at Wednesday, May 29, 6:30- 7:30 P.M in the Performance Center at the Middle School. At the Parent Orientation all parents are invited, and there will also be a talk about Camp Bournedale by the camp director. The parents will become more familiar with the Middle School by learning new info about the Middle School so they can get more comfortable with sending their kids there after the summer ends and the leaves start to fall.

Another important event is the Student Orientation happened on the morning of Thursday, May 30. From 9:00-11:00 A.M., the fourth graders visited the Middle School, explored 5th grade classrooms for two hours, and took part in interactive activities in these classrooms. The Middle School trip was one of the first times most students had gone to the Amesbury Middle School, so it was a very interesting time to explore future classrooms. They got to get a good look at the Amesbury Middle School from the inside. I think that Middle School will be a wonderful place to make new friends get new teachers and have a exciting change.

Special Visitors

By Kenzie Cameron &
Jackson Dixey



On Friday January 18 an interpreter from Plymouth Plantation

the Plimoth Plantation is a place in Plymouth that you can learn about the pilgrims. The interpreter came to the third grade classrooms and the third grade learned a lot. The third grade learned that the pilgrims wear a lot of layers of clothes because they didn't have heat & when it was warm out the pilgrims took off their warmer layers. The Third grade learned that some mugs had three handles she also showed dried some indian corn! Another thing that she showed us was two toys the first toy was a doll that she made from cotton & the second toy was a ball that bounced she made those for her son.

One of the funniest moments was when the interpreter took out some of the clothing that she brought with her that Pilgrim children would have worn, and she had two third graders named Adele and Carter dressed up in it! They looked like they were pilgrims!!! The third grade learned that the Mayflower journey was very hard it was hard because it smelled and there was not a lot of space & a lot of people died. The pilgrims had to cook over the fire it was different when the pilgrims cooked over a fire they used big black pots. They also told us when the pilgrims got on land they had to find food right away. So that is what the Third Grade learned!!

Mary Poppins Returns

By Noah Martin

The 1st and 2nd grade at AES had an opportunity to see the new Mary Poppins. Mary Poppins movie which



was a beautiful picture starring Emily Blunt as Mary Poppins and Lin Manuel Miranda as Jack. If you saw the original Mary Poppins you know Michael and Jane Banks as children, but now they're adults played by Ben Mashaw as Michael and Emily Mortimer as Jane. In this magical movie can always suspect the most marvelous things from Mary Poppins. It got 70% rating on Rotten Tomatoes, which is pretty good. It includes some marvelous songs and was directed by Rod Michael. People from "Mama Mia," like Meryl Streep, Julie Walters and Colin Firth are in "Mary Poppins Returns." You may not know Mama Mia because its adult musical. This movie trip was paid for by our PTO, which allowed all the 1st and 2nd graders to go. Mrs. Tanzella said she loved the film and that there were a lot of similarities between both movies and the characters and the new songs were amazing. She said the second graders liked it overall except (spoiler alert) the part the mother died. Sorry for spoiling it if you haven't seen it yet. Mrs. Morris organized the trip that was on Dec 19. I hope you enjoy learning about it as much as me.

Science Experiments

By Josiah Fugate

At Amesbury Elementary students in Mrs. Chabot's Fourth Grade class look forward to Science. At 2:00 everyone waits for Mrs. Chabot to tell everyone the Science objective of the day. An objective is the idea of the


experiment, or topic of the experiment. One day after returning from gym class, we were told the Science objective was to study what carbonated water does to raisins. Some kids laughed because studying raisins is a very funny thing to do for a Science lesson. First we wrote down our hypothesis of what we thought was going to happen. We included the experiment and why we wanted to do the experiment. The teachers gave us each a jar and filled it halfway with bubbly and fizzy carbonated water and then added 12 to 15 small, purple raisins.

As we watched, bubbles formed on the raisins like balloons sticking to somebody's hair. The raisins absorbed the carbonated water as we dropped them in. They clung to the raisins forcing them to the surface of the water where they would stay that way for a few seconds and then plunged to the bottom again. For some reason the big raisins where going up and down most of the time but the smallest ones went up and down the least amount of times. Next, Mrs. Chabot had us write down our observations and conclusions in our small, tan, science notebook she gave us for science class was so interesting. I thought it was so cool maybe I would even do it at my house to show my brothers how the experiment worked. Mrs. Chabot explained to us Science helps us in our normal lives at home and at school. She also explained how it helps other people. I love science more than several other things we do at school.

The AES

www.amesburyma.gov

Volume XIX, Issue #2



Explorer

20 South Hampton Rd Amesbury, MA 01913

Natalee Peña Student Editor - Mr. McBrien, Advisor